







48th Artistic Gymnastics World Championships  
Doha (QAT), 25 October - 3 November 2018



Women's Team Qualification

SAT 27 OCT 2018

Results

Rank	Bib	Noc Name					Total
<b>1</b>		<b>USA - United States of America</b>	<b>45.166 (1)</b>	<b>43.465 (1)</b>	<b>42.732 (1)</b>	<b>43.066 (1)</b>	<b>174.429 Q</b>
	756	BILES Simone	D 6.400 15.966 E 9.566	6.200 14.866 8.666	6.400 14.800 8.400	6.700 15.333 8.633	
	757	EAKER Kara	D E		6.400 14.466 8.066		
	758	HURD Morgan	D 5.400 14.600 E 9.200	6.100 14.466 8.366	5.600 13.466 7.866	5.500 13.933 8.433	
	760	Mc CALLUM Grace	D 5.400 14.600 E 9.200	5.600 14.100 8.500		5.500 13.800 8.300	
	761	Mc CUSKER Riley	D 5.400 14.266 E 8.866	5.700 14.133 8.433	5.500 13.100 7.600	5.300 13.266 8.266 -0.3	
<b>2</b>		<b>RUS - Russian Federation</b>	<b>42.332 (6)</b>	<b>42.566 (4)</b>	<b>39.766 (4)</b>	<b>40.833 (2)</b>	<b>165.497 Q</b>
	711	AKHAIMOVA Liliia	D 5.800 14.566 E 8.766			5.700 13.600 7.900	
	712	ALEKSEEVA Irina	D 4.600 13.500 E 8.900	5.900 13.833 7.933	5.500 13.133 7.633	5.100 13.066 7.966	
	713	MELNIKOVA Angelina	D 5.400 14.266 E 8.866	6.300 14.300 8.000	5.100 12.866 7.766	5.900 14.033 8.133	
	714	MUSTAFINA Aliia	D E	5.800 14.433 8.633	5.600 13.233 7.633	4.900 13.200 8.400 -0.1	
	715	SIMAKOVA Angelina	D 0.000 0.000 E 0.000	5.400 12.366 6.966	5.300 13.400 8.100		
<b>3</b>		<b>CHN - People's Republic of China</b>	<b>41.999 (7)</b>	<b>43.099 (2)</b>	<b>41.099 (2)</b>	<b>38.999 (10)</b>	<b>165.196 Q</b>
	546	CHEN Yile	D 4.600 13.433 E 8.833	5.900 14.300 8.400	6.000 12.900 6.900	4.900 12.866 7.966	
	548	LIU Tingting	D E	6.000 14.333 8.333	6.000 13.733 7.833 -0.1		
	549	LIU Jinru	D 5.600 14.300 E 8.700			4.700 12.133 7.433	
	550	LUO Huan	D 4.600 13.466 E 8.866	6.000 14.466 8.466	5.900 13.266 7.366	4.800 12.933 8.133	
	551	ZHANG Jin	D 5.600 14.233 E 8.633	4.600 10.733 6.133	6.000 14.100 8.100	5.400 13.200 7.800	
<b>4</b>		<b>CAN - Canada</b>	<b>42.933 (3)</b>	<b>40.499 (9)</b>	<b>40.832 (3)</b>	<b>39.633 (5)</b>	<b>163.897 Q</b>
	538	BLACK Elisabeth	D 5.400 14.033 E 8.633	5.900 14.000 8.100	5.500 13.733 8.233	5.000 13.233 8.233	
	540	MOORS Brooklyn	D 4.600 13.333 E 8.733	5.000 12.666 7.666	5.300 13.133 7.833	5.400 13.500 8.100	
	541	OLSEN Shallon	D 6.000 14.700 E 8.700		5.300 12.833 7.533	5.200 12.733 7.633 -0.1	
	542	MAROIS Sophie	D 5.400 14.200 E 8.900 -0.1	DNS		5.000 12.900 7.900	
	543	PADURARIU Anne-Marie	D E	6.000 13.833 7.833	6.100 13.966 7.866		









48th Artistic Gymnastics World Championships  
Doha (QAT), 25 October - 3 November 2018



Women's Team Qualification

SAT 27 OCT 2018

Results

Rank	Bib	Noc Name					Total
<b>5</b>		<b>BRA - Brazil</b>	<b>43.532 (2)</b>	<b>40.832 (7)</b>	<b>37.932 (12)</b>	<b>40.233 (3)</b>	<b>162.529 Q</b>
	531	ANDRADE Rebeca	D 5.400 14.566 E 9.166	6.100 14.333 8.233	5.500 12.633 7.133		
	532	BARBOSA Jade	D 5.400 14.500 E 9.100	5.800 13.333 7.533	5.300 11.700 6.400	5.200 13.200 8.000	
	533	FIDELIS Thais	D 4.600 13.533 E 8.933			5.200 13.133 8.233 -0.3	
	535	OLIVEIRA Lorrane	D E	5.400 13.166 7.766	5.000 12.066 7.066	5.200 13.033 7.833	
	536	SARAIVA Flavia	D 5.400 14.466 E 9.066	5.200 12.400 7.200	5.700 13.233 7.533	5.500 13.900 8.400	
<b>6</b>		<b>JPN - Japan</b>	<b>42.399 (5)</b>	<b>41.016 (6)</b>	<b>39.699 (6)</b>	<b>39.066 (8)</b>	<b>162.180 Q</b>
	645	HATAKEDA Hitomi	D 5.000 13.533 E 8.633 -0.1	5.700 13.800 8.100	5.100 13.133 8.033	5.000 12.466 7.566 -0.1	
	646	KAJITA Nagi	D 4.600 13.333 E 8.733	5.700 13.550 7.850	5.200 11.866 6.666	5.100 12.400 7.400 -0.1	
	647	MURAKAMI Mai	D 5.400 14.433 E 9.033	5.500 13.666 8.166	5.400 13.433 8.033	5.800 14.100 8.300	
	648	SUGIHARA Aiko	D E				
	649	TERAMOTO Asuka	D 5.800 14.433 E 8.633	5.500 13.400 7.900	5.100 13.133 8.033	5.300 12.500 7.500 -0.3	
<b>7</b>		<b>FRA - France</b>	<b>41.632 (8)</b>	<b>40.732 (8)</b>	<b>39.566 (7)</b>	<b>39.699 (4)</b>	<b>161.629 Q</b>
	589	BOSSU Juliette	D E	5.800 13.866 8.066			
	591	BOYER Marine	D 4.600 13.666 E 9.066		6.200 13.600 7.400	5.100 13.133 8.033	
	592	CHARPY Lorette	D 4.600 13.433 E 8.833	5.400 13.000 7.600	5.400 13.066 7.666	4.600 12.666 8.066	
	593	de JESUS dos SANT.	D 5.400 14.466 E 9.066	5.700 13.866 8.166	5.700 12.566 6.866	5.600 13.900 8.300	
	594	VANHILLE Louise	D 4.600 13.500 E 8.900	5.300 12.933 7.633	5.200 12.900 7.700	4.700 12.600 7.900	
<b>8</b>		<b>GER - Germany</b>	<b>41.166 (12)</b>	<b>42.690 (3)</b>	<b>39.216 (8)</b>	<b>37.999 (14)</b>	<b>161.071 Q</b>
	602	BUI Kim	D 4.600 13.500 E 8.900	6.000 14.066 8.066		5.200 13.133 7.933	
	603	GRIESSER Leah	D E	5.400 13.400 8.000	4.700 13.033 8.333	4.700 11.733 7.133 -0.1	
	605	SCHEDER Sophie	D 4.600 13.433 E 8.833	5.900 14.058 8.158	4.800 13.050 8.250		
	606	SEITZ Elisabeth	D 4.600 13.666 E 9.066	6.200 14.566 8.366	4.600 11.700 7.100	4.700 12.866 8.166	
	607	VOSS Sarah	D 5.400 14.000 E 8.700 -0.1		5.500 13.133 7.633	4.800 12.000 7.500 -0.3	









48th Artistic Gymnastics World Championships  
Doha (QAT), 25 October - 3 November 2018



Women's Team Qualification

SAT 27 OCT 2018

Results

Rank	Bib	Noc Name					Total
<b>9</b>		<b>GBR - Great Britain</b>	<b>42.566 (4)</b>	<b>41.666 (5)</b>	<b>37.733 (14)</b>	<b>38.999 (10)</b>	<b>160.964</b>
	595	DOWNIE Rebecca	D E	6.200 14.400 8.200			
	596	DOWNIE Elissa	D E	5.400 14.366 8.966	5.900 13.466 7.566	4.900 12.500 7.600	5.100 13.200 8.100
	597	FENTON Georgia-Mae	D E	4.600 13.400 8.800	6.200 13.200 7.000	5.000 12.900 7.900	4.900 12.433 7.833 -0.3
	598	KINSELLA Alice	D E	5.400 14.300 8.900		5.000 12.300 7.300	4.800 12.733 7.933
	599	SIMM Kelly	D E	5.200 13.900 8.700	6.200 13.800 7.600	5.000 12.333 7.333	5.000 13.066 8.066
<b>10</b>		<b>NED - Netherlands</b>	<b>40.432 (18)</b>	<b>39.766 (11)</b>	<b>39.765 (5)</b>	<b>39.066 (8)</b>	<b>159.029</b>
	671	POLDERMAN Kirsten	D E	4.800 13.366 8.566			4.900 11.766 6.866
	672	van POL Vera	D E	5.000 13.766 8.766	5.200 13.000 7.800	4.200 11.066 6.866	4.600 12.500 7.900
	674	VISSER Naomi	D E	4.600 13.300 8.700	5.600 13.433 7.833	4.900 12.966 8.066	5.000 13.133 8.133
	675	VOLLEMAN Tisha	D E	0.000 0.000 0.000	4.800 12.833 8.033	4.300 12.766 8.466	5.400 13.433 8.133 -0.1
	676	WEVERS Sanne	D E		5.100 13.333 8.233	5.400 14.033 8.633	
<b>11</b>		<b>BEL - Belgium</b>	<b>40.799 (16)</b>	<b>40.099 (10)</b>	<b>38.807 (9)</b>	<b>39.265 (7)</b>	<b>158.970</b>
	521	BRASSART Maellyse	D E	4.600 13.566 8.966		5.200 11.266 6.066	4.900 12.833 7.933
	522	DERIKS Senna	D E	4.600 13.533 8.933	5.100 11.466 6.366		
	523	DERWAEL Nina	D E	4.600 13.466 8.866	6.500 15.066 8.566	5.200 13.766 8.566	4.900 13.266 8.366
	524	HERMANS Rune	D E		5.400 13.000 7.600	5.000 11.866 6.866	4.600 12.533 7.933
	525	KLINCKAERT Axelle	D E	4.600 13.700 9.100	5.400 12.033 6.633	5.600 13.175 7.575	5.200 13.166 7.966
<b>12</b>		<b>ITA - Italy</b>	<b>40.932 (14)</b>	<b>38.033 (16)</b>	<b>38.399 (10)</b>	<b>39.466 (6)</b>	<b>156.830</b>
	635	LANZA Irene	D E	5.000 12.566 7.566	5.500 12.100 6.600	4.900 12.766 7.866	4.600 12.666 8.066
	636	BASILE Martina	D E	5.000 13.833 8.833		5.000 12.233 7.233	5.200 13.233 8.033
	637	MORI Lara	D E	4.600 13.366 8.766	5.100 12.633 7.533	5.600 12.800 7.200	5.600 13.400 7.900 -0.1
	638	RICCIARDI Sara	D E	5.000 13.733 8.733	4.900 12.600 7.700	4.400 12.833 8.433	4.700 12.833 8.133
	639	RIZZELLI Martina	D E		5.100 12.800 7.700		









48th Artistic Gymnastics World Championships  
Doha (QAT), 25 October - 3 November 2018



Women's Team Qualification

SAT 27 OCT 2018

Results

Rank	Bib	Noc Name					Total
<b>13</b>		<b>ROU - Romania</b>	<b>40.932 (14)</b>	<b>36.399 (21)</b>	<b>38.099 (11)</b>	<b>38.333 (12)</b>	<b>153.763</b>
	702	CRISAN Ioana	D 4.600 13.266 E 8.766 -0.1	5.200 12.233 7.033	5.400 12.666 7.266	4.900 12.033 7.233 -0.1	
	704	GOLGOTA Denisa	D 5.400 14.266 E 8.866	5.000 12.366 7.366	5.400 12.733 7.333	5.400 13.400 8.000	
	705	HOLBURA Maria	D E	4.500 11.700 7.200		4.700 12.533 7.833	
	707	IVANUS Nica	D 4.600 13.333 E 8.733		5.300 12.666 7.366	4.900 12.400 7.500	
	703	GHICIUC Carmen	D 4.600 13.333 E 8.733	4.300 11.800 7.500	4.800 12.700 7.900		
<b>14</b>		<b>KOR - Republic of Korea</b>	<b>41.232 (11)</b>	<b>36.974 (19)</b>	<b>37.799 (13)</b>	<b>37.232 (18)</b>	<b>153.237</b>
	653	HAM Miju	D 4.600 13.300 E 8.800 -0.1				
	654	KIM Jury	D 4.600 13.100 E 8.500	5.000 11.233 6.233	5.000 12.566 7.566	4.900 11.633 6.733	
	655	LEE Eun Ju	D E	5.000 12.700 7.700	4.600 12.633 8.033	4.500 12.166 7.666	
	657	YEO Seojeong	D 5.800 14.566 E 8.766	4.900 11.908 7.008	5.700 12.600 6.900	5.200 12.966 7.766	
	658	YUN Narae	D 4.600 13.366 E 8.766	5.000 12.366 7.366	4.900 11.533 6.633	4.700 12.100 7.400	
<b>15</b>		<b>AUS - Australia</b>	<b>40.366 (19)</b>	<b>38.700 (15)</b>	<b>36.132 (19)</b>	<b>38.033 (13)</b>	<b>153.231</b>
	508	BROWN Georgia-Rose	D 4.600 13.466 E 8.866	5.500 13.400 7.900	4.600 11.133 6.533	4.300 12.366 8.066	
	509	EADE Alexandra	D 4.600 13.500 E 8.900			5.200 12.900 7.700	
	510	NEDOV Emma	D E	4.500 12.333 7.833	4.900 11.933 7.033		
	512	MODARO Erin	D 4.600 13.400 E 8.800	4.600 12.400 7.800	5.100 12.633 7.533	4.600 12.600 8.000	
	513	WHITEHEAD Emily	D 5.000 12.666 E 7.666	5.000 12.900 7.900	4.800 11.566 6.766	4.800 12.533 7.733	
<b>16</b>		<b>PRK - Democratic People's Republic of Korea</b>	<b>41.533 (9)</b>	<b>39.132 (12)</b>	<b>35.966 (21)</b>	<b>36.165 (26)</b>	<b>152.796</b>
	696	JON Jang Mi	D 4.600 13.300 E 8.700	5.800 13.566 7.766	4.800 11.800 7.000		
	697	KIM Won Yong	D E	4.700 12.200 7.500	5.700 12.666 6.966	4.900 10.833 5.933	
	698	KIM Su Jong	D 5.400 14.233 E 8.833	5.300 12.666 7.366	5.300 11.500 6.200	5.100 11.533 6.433	
	699	PYON Rye Yong	D 5.400 14.000 E 8.600	4.900 12.900 8.000	5.000 10.733 5.733	5.000 11.866 7.166 -0.3	
	700	RI Su Ryon	D 4.600 13.100 E 8.500			5.300 12.766 7.466	









48th Artistic Gymnastics World Championships  
Doha (QAT), 25 October - 3 November 2018



Women's Team Qualification

SAT 27 OCT 2018

Results

Rank	Bib	Noc Name					Total
<b>17</b>		<b>HUN - Hungary</b>	<b>40.499 (17)</b>	<b>37.965 (18)</b>	<b>36.099 (20)</b>	<b>37.832 (15)</b>	<b>152.395</b>
	618	BOECZOEKO Dorina	D 4.600 13.466 E 8.866	4.900 12.366 7.466	4.400 10.800 6.500 -0.1	4.700 12.766 8.066	
	619	PETER Sara	D 4.600 13.400 E 8.800			4.400 12.033 7.733 -0.1	
	620	FEHER Nora	D 3.500 11.966 E 8.466	5.200 12.766 7.566	4.900 11.033 6.133	4.700 12.433 7.733	
	621	KOVACS Zsofia	D 4.600 13.633 E 9.033	5.200 12.833 7.633	5.300 13.066 7.766	4.900 12.633 7.733	
	622	MAKRA Noemi	D E	5.000 12.266 7.266	4.800 12.000 7.200		
<b>18</b>		<b>ESP - Spain</b>	<b>40.200 (20)</b>	<b>38.965 (13)</b>	<b>35.599 (26)</b>	<b>37.600 (16)</b>	<b>152.364</b>
	577	BECHDEJU Laura	D 4.600 13.400 E 8.800		4.600 11.233 6.633	4.900 12.066 7.466 -0.3	
	578	BONILLA Helena	D 4.600 13.300 E 8.700	5.300 12.933 7.633	4.900 11.500 6.600	4.600 12.200 7.700 -0.1	
	580	PEREZ Ana	D 4.600 13.500 E 8.900	5.300 12.966 7.666	5.200 12.866 7.666	5.000 12.800 7.800	
	581	RAYA Paula	D E	5.100 12.333 7.233			
	582	RODRIGUEZ Cintia	D 4.600 13.133 E 8.633 -0.1	5.500 13.066 7.566	4.100 10.700 6.600	4.400 12.600 8.200	
<b>19</b>		<b>MEX - Mexico</b>	<b>41.466 (10)</b>	<b>38.866 (14)</b>	<b>34.999 (27)</b>	<b>36.866 (20)</b>	<b>152.197</b>
	666	CAMPOS Paulina	D E	5.400 11.266 5.866	4.200 10.800 6.600	4.300 11.933 7.733 -0.1	
	667	CASTRO Nicolle	D 4.600 13.366 E 8.766	5.900 13.300 7.400	5.000 10.500 5.500		
	668	ESPARZA Frida	D 4.600 13.433 E 8.833	5.600 13.433 7.833	5.100 12.233 7.133	5.100 12.300 7.500 -0.3	
	669	MATA Victoria	D 4.600 13.400 E 8.800			4.500 11.966 7.466	
	670	MORENO Alexa	D 5.800 14.633 E 8.833	4.800 12.133 7.333	4.900 11.966 7.066	5.100 12.600 7.500	
<b>20</b>		<b>UKR - Ukraine</b>	<b>41.066 (13)</b>	<b>36.232 (24)</b>	<b>35.899 (22)</b>	<b>37.132 (19)</b>	<b>150.329</b>
	750	FEDOROVA Yana	D 4.600 13.600 E 9.000	5.000 12.466 7.466	5.100 11.133 6.033	4.400 11.733 7.333	
	751	OSIPOVA Valeria	D 5.000 13.466 E 8.766 -0.3	5.000 11.700 6.700	5.200 11.466 6.266	5.000 12.666 7.666	
	752	RADIVILOVA Angelina	D 4.600 13.500 E 8.900	5.000 12.066 7.066	4.500 10.266 5.766	5.100 11.800 6.700	
	754	TITARENKO Alona	D E				
	755	VARINSKA Diana	D 5.000 13.966 E 8.966	5.000 10.533 5.533	5.400 13.300 7.900	4.800 12.666 7.866	









48th Artistic Gymnastics World Championships  
Doha (QAT), 25 October - 3 November 2018



Women's Team Qualification

SAT 27 OCT 2018

Results

Rank	Bib	Noc Name					Total
<b>21</b>		<b>SUI - Switzerland</b>	<b>39.433 (22)</b>	<b>36.899 (20)</b>	<b>37.300 (16)</b>	<b>36.233 (25)</b>	<b>149.865</b>
	725	BARLOGGIO Caterina	D E	4.800 12.266 7.466	4.400 12.200 7.800	4.500 12.200 7.700	
	726	KAESLIN Ilaria	D E	4.600 13.233 8.633	4.700 12.133 7.433	5.100 12.600 7.500	4.700 11.300 6.900 -0.3
	727	MEIER Leonie	D E	4.600 12.800 8.200	4.600 12.433 7.833	4.800 11.800 7.000	4.600 12.033 7.733 -0.3
	728	SIEGENTHALER Stefanie	D E	4.000 12.466 8.466	4.500 12.200 7.700	4.700 12.500 7.800	
	730	WILDI Anina	D E	4.600 13.400 8.800			4.300 12.000 7.700
<b>22</b>		<b>POL - Poland</b>	<b>39.233 (27)</b>	<b>36.273 (23)</b>	<b>37.332 (15)</b>	<b>36.833 (21)</b>	<b>149.671</b>
	688	JANIK Gabriela	D E	4.800 13.233 8.433	5.200 12.766 7.566	4.600 11.866 7.366 -0.1	4.500 12.000 7.500
	689	JURKOWSKA-KOWALSKA	D E	5.000 13.400 8.400	3.900 11.841 7.941	5.000 12.366 7.466 -0.1	4.500 12.000 7.500
	690	LOPUSZANSKA Wiktoria	D E	4.400 12.600 8.300 -0.1	4.200 11.666 7.466	4.500 10.100 5.600	4.200 11.466 7.266
	691	PIHAN-KULESZA Marta	D E	4.200 11.500 7.600 -0.3	4.900 11.633 6.733	5.200 13.100 7.900	4.900 12.833 7.933
<b>23</b>		<b>ARG - Argentina</b>	<b>39.932 (21)</b>	<b>36.274 (22)</b>	<b>36.965 (17)</b>	<b>36.432 (24)</b>	<b>149.603</b>
	503	DOMINICI Martina	D E	4.800 13.466 8.666	5.000 13.033 8.033	4.700 12.166 7.466	4.800 12.333 7.633 -0.1
	504	KLESA Camila	D E		4.400 11.108 6.708		
	505	PISOS Agustina	D E	4.600 13.066 8.466	3.400 8.066 4.666	4.700 11.433 6.833 -0.1	4.300 12.066 7.766
	506	TARABINI Ayelen	D E	4.800 13.100 8.300	4.300 12.133 7.833	5.400 13.133 7.733	4.700 10.500 5.800
	507	VAQUIE Mayra	D E	4.600 13.366 8.766		4.700 11.666 6.966	4.600 12.033 7.533 -0.1
<b>24</b>		<b>CZE - Czech Republic</b>	<b>39.332 (26)</b>	<b>35.632 (25)</b>	<b>35.666 (24)</b>	<b>37.366 (17)</b>	<b>147.996</b>
	564	FIRTOVA Eliska	D E		4.000 11.066 7.066		
	565	HALOVA Sabina	D E	4.000 12.533 8.533		4.300 11.266 6.966	4.100 11.666 7.566
	566	HOLASOVA Aneta	D E	4.600 13.466 8.866	4.600 12.033 7.433	5.000 11.866 6.866	4.700 12.800 8.100
	567	JIRIKOVA Lucie	D E	4.000 11.266 7.266	4.300 11.833 7.533	4.500 11.800 7.300	4.700 12.366 7.666
	568	PONIZILOVA Dominika	D E	4.800 13.333 8.533	4.700 11.766 7.066	4.500 12.000 7.500	4.600 12.200 7.600
<b>25</b>		<b>EGY - Egypt</b>	<b>39.365 (25)</b>	<b>35.033 (29)</b>	<b>35.799 (23)</b>	<b>35.966 (28)</b>	<b>146.163</b>
	573	HUSSEIN Farah	D E	4.600 12.566 8.066 -0.1	5.000 11.700 6.700	5.200 11.966 6.766	4.700 12.133 7.433
	574	MOHAMED Mandy	D E	4.600 13.366 8.766	4.300 11.533 7.233	4.700 12.233 7.533	4.400 11.900 7.600 -0.1
	575	SALEM Farah	D E	4.000 12.566 8.566	5.000 11.800 6.800	5.200 11.600 6.400	4.400 11.500 7.200 -0.1
	576	TAMAN Nancy Taman	D E	4.600 13.433 8.833	4.200 11.500 7.300	3.800 9.833 6.033	4.400 11.933 7.533









48th Artistic Gymnastics World Championships  
Doha (QAT), 25 October - 3 November 2018



Women's Team Qualification

SAT 27 OCT 2018

Results

Rank	Bib	Noc Name					Total
<b>26</b>		<b>GRE - Greece</b>	<b>38.832 (31)</b>	<b>34.633 (30)</b>	<b>34.966 (28)</b>	<b>36.466 (23)</b>	<b>144.897</b>
	608	AFRATI Argyro	D 4.600 13.133 E 8.633 -0.1	4.800 12.133 7.333		4.200 12.066 7.866	
	609	MAJA Evelina	D 4.600 13.033 E 8.433	4.700 9.700 5.000	3.600 9.233 5.633	4.400 11.966 7.566	
	610	MILLOUSI Vasiliki	D E	4.800 12.800 8.000	5.300 12.933 7.633		
	611	MONOKROUSOU Evangelia	D 4.600 12.666 E 8.366 -0.3		4.700 10.900 6.200	4.500 12.000 7.500	
	613	XOULOGI Ioanna	D 4.000 12.333 E 8.333	2.600 9.366 6.766	4.900 11.133 6.233	4.600 12.400 7.800	
<b>27</b>		<b>AUT - Austria</b>	<b>38.233 (37)</b>	<b>34.332 (32)</b>	<b>35.632 (25)</b>	<b>35.532 (30)</b>	<b>143.729</b>
	514	FRYSAK Bianca	D 4.000 12.500 E 8.500	4.400 11.266 6.866		4.300 11.900 7.600	
	515	HAEMMERLE Elisa	D E	4.500 10.466 5.966	4.500 12.500 8.000		
	516	MADER Jasmin	D 4.600 13.200 E 8.600	4.600 12.100 7.500	3.900 10.400 6.500	4.300 11.766 7.466	
	518	MEIXNER Christina	D E	DNS 2.900 10.966 8.066	4.600 11.666 7.066	3.800 10.366 6.866 -0.3	
	519	MOERZ Alissa	D 4.000 12.533 E 8.533		4.200 11.466 7.266	4.200 11.866 7.666	
<b>28</b>		<b>POR - Portugal</b>	<b>38.566 (35)</b>	<b>35.266 (26)</b>	<b>32.766 (36)</b>	<b>36.700 (22)</b>	<b>143.298</b>
	692	DIAS Beatriz	D 4.600 11.766 E 7.266 -0.1	4.400 11.100 6.700	4.500 10.900 6.400	4.500 12.000 7.500	
	693	MARIANITO Mariana	D 4.000 12.666 E 8.666	2.800 10.266 7.466	4.600 9.966 5.466 -0.1	4.300 12.200 7.900	
	694	MARTINS Filipa	D 4.600 13.400 E 8.800	5.300 13.066 7.766	5.100 11.400 6.300	4.600 12.500 7.900	
	695	PITREZ Mariana	D 4.000 12.500 E 8.500	4.200 11.100 6.900	4.800 10.466 5.666	4.300 11.700 7.400	
<b>29</b>		<b>COL - Colombia</b>	<b>39.398 (24)</b>	<b>35.099 (28)</b>	<b>33.465 (33)</b>	<b>34.900 (36)</b>	<b>142.862</b>
	552	ARDILA GARCIA Dayana	D 5.000 13.566 E 8.666 -0.1	4.300 10.966 6.666	4.700 11.533 6.833	4.600 11.400 6.800	
	553	ESCOBAR BETANCUR Ginna	D 4.600 12.966 E 8.466 -0.1	4.600 12.233 7.633	4.700 9.933 5.233	4.600 12.000 7.400	
	554	MESA Angelica	D 4.000 12.566 E 8.566			4.200 11.500 7.300	
	555	PARDO Valentina	D E	4.400 11.900 7.500	4.900 11.366 6.466		
	556	VERA SANABRIA EM	D 4.600 12.866 E 8.266	4.100 10.900 6.800	4.500 10.566 6.066	DNS	
<b>30</b>		<b>TUR - Turkey</b>	<b>39.432 (23)</b>	<b>33.649 (34)</b>	<b>34.066 (30)</b>	<b>35.099 (32)</b>	<b>142.246</b>
	746	MUTLU Demet	D 4.600 13.066 E 8.466	4.600 11.850 7.250	4.900 10.800 5.900	4.400 10.866 6.766 -0.3	
	747	SAHIN Ilayda	D 4.000 12.633 E 8.633	4.500 10.266 5.766	4.300 11.266 6.966	4.100 11.700 7.600	
	748	UCTAS SANLI Goksu	D 4.600 13.266 E 8.666		4.700 10.766 6.066	4.500 10.600 6.500 -0.4	
	749	YILMAZ Tutya	D 4.600 13.100 E 8.500	4.600 11.533 6.933	5.700 12.000 6.300	4.800 12.533 7.733	









48th Artistic Gymnastics World Championships  
Doha (QAT), 25 October - 3 November 2018



Women's Team Qualification

SAT 27 OCT 2018

Results

Rank	Bib	Noc Name					Total
<b>31</b>		<b>SLO - Slovenia</b>	<b>39.199 (28)</b>	<b>33.416 (35)</b>	<b>34.466 (29)</b>	<b>35.032 (33)</b>	<b>142.113</b>
	718	BELAK Teja	D 5.000 13.633 E 8.733 -0.1	4.400 11.983 7.583	4.300 11.666 7.366		
	719	HRIBAR Lucija	D 3.500 12.033 E 8.533	4.400 11.700 7.300	4.600 10.166 5.566	3.900 11.266 7.366	
	720	KYSSELEF Tjasa	D 4.800 13.533 E 8.733	1.400 9.733 8.333	4.300 11.100 6.800	4.400 12.166 7.766	
	721	SAJN Adela	D E	1.900 9.733 7.833	5.000 11.700 6.800 -0.1	3.800 11.600 7.800	
<b>32</b>		<b>FIN - Finland</b>	<b>39.165 (29)</b>	<b>34.532 (31)</b>	<b>31.233 (40)</b>	<b>36.099 (27)</b>	<b>141.029</b>
	583	KETTUNEN Enni	D 4.000 12.633 E 8.633	4.400 10.100 5.700	4.300 10.800 6.500	4.300 12.133 7.833	
	584	LEINONEN Maija	D 4.200 12.766 E 8.566	4.300 11.766 7.466	4.300 11.100 6.800	4.300 11.733 7.433	
	585	MAEKELAE Sani	D 5.000 13.766 E 8.766		4.600 9.333 4.733	4.500 12.133 7.633	
	587	OJALA Rosanna	D E	4.800 12.200 7.400			
	588	SAUKKONEN Siiri	D 4.000 12.600 E 8.600	4.300 10.566 6.266	4.300 8.333 4.033	4.200 11.833 7.633	
<b>33</b>		<b>TPE - Chinese Taipei</b>	<b>38.232 (38)</b>	<b>32.666 (38)</b>	<b>36.832 (18)</b>	<b>33.232 (43)</b>	<b>140.962</b>
	740	CHUANG Hsiu-Ju	D 4.000 12.366 E 8.366	4.000 9.733 5.733	4.600 11.233 6.633	4.100 11.066 6.966	
	741	FANG Ko-Ching	D E	4.100 11.100 7.000			
	743	LAI Pin-Ju	D 4.000 12.100 E 8.400 -0.3	3.600 9.533 5.933	5.000 11.866 6.866		
	744	TING Hua-Tien	D 4.600 12.733 E 8.433 -0.3	4.100 11.833 7.733	5.500 13.466 7.966	4.300 10.833 6.533	
	745	WU Sing-Fen	D 4.800 13.133 E 8.433 -0.1		4.900 11.500 6.600	4.100 11.333 7.233	
<b>34</b>		<b>NOR - Norway</b>	<b>38.766 (32)</b>	<b>33.232 (36)</b>	<b>32.832 (35)</b>	<b>35.932 (29)</b>	<b>140.762</b>
	677	DAVIDSEN Sara	D 4.100 12.666 E 8.566		4.100 11.800 7.700		
	678	ERICHSEN Julie	D 4.600 13.400 E 8.800	4.400 11.266 6.866	4.600 11.966 7.366	4.100 11.466 7.666 -0.3	
	679	FOSSE Edel	D E	4.100 10.533 6.433		4.100 10.900 6.800	
	680	NYGAARD Thea Mille	D 4.000 12.666 E 8.666	4.300 10.733 6.733 -0.3	4.500 9.066 4.566	4.500 12.266 7.766	
	681	SOEDERSTROEM Julie	D 4.200 12.700 E 8.500	3.400 11.233 7.833	4.600 9.033 4.433	4.500 12.200 7.700	
<b>35</b>		<b>SVK - Slovakia</b>	<b>38.699 (33)</b>	<b>33.099 (37)</b>	<b>33.233 (34)</b>	<b>34.733 (38)</b>	<b>139.764</b>
	731	BUNCE Chiara	D 4.600 13.066 E 8.466	4.600 11.833 7.233	4.700 10.500 5.800	4.500 11.800 7.300	
	732	KUKLOVSKA Ema	D 4.200 12.133 E 8.233 -0.3		4.700 10.900 6.200	4.200 10.833 6.633	
	733	TAKACOVA Karolina	D E				
	734	VALASTIAKOVA Veronika	D 4.200 12.900 E 8.700	1.300 9.500 8.200	4.500 11.833 7.333	4.200 11.633 7.533 -0.1	
	735	VYDUREKOVA Viktoria	D 4.000 12.733 E 8.733	4.300 11.766 7.466	4.500 9.400 4.900	4.100 11.300 7.200	











48th Artistic Gymnastics World Championships  
Doha (QAT), 25 October - 3 November 2018



Women's Team Qualification

SAT 27 OCT 2018

Results

Rank	Bib	Noc Name					Total
<b>36</b>		<b>ISL - Iceland</b>	<b>37.833 (40)</b>	<b>32.299 (39)</b>	<b>32.232 (38)</b>	<b>35.265 (31)</b>	<b>137.629</b>
	627	ADALSTEINSDOTTIR Thelma	D 3.500 12.100 E 8.600	4.500 11.100 6.600	5.300 10.366 5.066	4.300 11.766 7.466	
	628	BELANYI Dominiqua	D 4.000 12.600 E 8.600	4.300 9.066 4.766			
	629	KRISTINSDOTTIR ML	D E		4.600 10.700 6.100	4.400 11.866 7.466	
	630	OLAFSDOTTIR SM	D 3.500 11.766 E 8.366 -0.1	4.500 10.366 5.866	4.300 10.066 5.766	4.400 10.666 6.566 -0.3	
	631	SUTO-TUUHA Agnes	D 4.600 13.133 E 8.533	3.700 10.833 7.133	4.300 11.166 6.866	4.300 11.633 7.333	
<b>37</b>		<b>MAS - Malaysia</b>	<b>38.899 (30)</b>	<b>30.832 (41)</b>	<b>32.265 (37)</b>	<b>34.666 (40)</b>	<b>136.662</b>
	663	ABDUL HADI Farah Ann	D 4.600 12.966 E 8.366	5.000 9.966 4.966	4.800 11.866 7.066	4.400 12.033 7.633	
	664	TAN ING Yueh	D 4.600 13.200 E 8.600	4.700 10.633 5.933	4.200 8.966 4.766	4.500 12.200 7.700	
	665	TRACIE Ang	D 4.400 12.733 E 8.333	2.300 10.233 7.933	5.100 11.433 6.333	4.300 10.433 6.133	
<b>38</b>		<b>NZL - New Zealand</b>	<b>38.399 (36)</b>	<b>29.433 (43)</b>	<b>33.632 (32)</b>	<b>34.300 (41)</b>	<b>135.764</b>
	682	BRETT Isabella	D 4.600 13.166 E 8.566	2.200 8.233 6.033	5.000 11.133 6.233 -0.1	4.600 11.700 7.100	
	683	FISHWICK Maia	D 4.600 11.833 E 7.533 -0.3	4.500 11.800 7.300	4.600 12.166 7.566	4.000 11.200 7.300 -0.1	
	684	RYAN Charlotte	D 4.600 13.400 E 8.800	3.000 9.400 6.400	4.200 10.333 6.233 -0.1	4.700 11.400 7.000 -0.3	
<b>39</b>		<b>BLR - Belarus</b>	<b>36.599 (44)</b>	<b>34.066 (33)</b>	<b>29.166 (45)</b>	<b>35.032 (33)</b>	<b>134.863</b>
	527	LASTOUSKAYA Maryia	D 3.500 11.866 E 8.366	4.200 10.700 6.500	4.500 9.933 5.433	4.300 11.433 7.133	
	528	NETSIAZHENKA A	D 3.500 11.800 E 8.300	4.000 11.266 7.266	3.600 8.100 4.600 -0.1	4.300 11.533 7.233	
	529	TRAUKOVA Hanna	D 4.600 12.933 E 8.633 -0.3	4.900 12.100 7.200	4.000 11.133 7.133	4.600 12.066 7.466	
<b>40</b>		<b>DEN - Denmark</b>	<b>37.566 (41)</b>	<b>30.066 (42)</b>	<b>32.032 (39)</b>	<b>34.866 (37)</b>	<b>134.530</b>
	569	BJOERNHOLDT Sofia	D 4.000 12.600 E 8.600	3.100 9.900 6.800	3.300 11.333 8.033	DNS	
	570	HULGAARD Mette	D 4.000 12.500 E 8.500	4.000 11.133 7.133	4.300 8.500 4.200	4.400 11.866 7.466	
	571	KAJOE Victoria	D E	DNS 2.800 9.033 6.233	4.300 10.966 6.666	3.900 11.600 7.700	
	572	WINTHER Emilie	D 4.000 12.466 E 8.466	3.100 8.533 5.433	4.100 9.733 5.633	4.000 11.400 7.400	
<b>41</b>		<b>CRC - Costa Rica</b>	<b>36.865 (43)</b>	<b>31.199 (40)</b>	<b>29.266 (44)</b>	<b>34.733 (38)</b>	<b>132.063</b>
	558	CASTANEDA Arianna	D 4.000 12.566 E 8.566	4.200 10.566 6.366	4.200 9.033 4.833	4.200 11.400 7.200	
	559	MURILLO Mariangeles	D 4.600 11.933 E 7.333	3.500 8.500 5.000	4.500 10.300 5.800	4.100 11.533 7.433	
	560	SALAS Heika del Sol	D 4.000 12.366 E 8.366	5.100 12.133 7.033	4.900 9.933 5.033	4.400 11.800 7.400	









48th Artistic Gymnastics World Championships  
Doha (QAT), 25 October - 3 November 2018



Women's Team Qualification

SAT 27 OCT 2018

Results

Rank	Bib	Noc Name					Total
42		JAM - Jamaica	<u>37.999 (39)</u>	<u>29.132 (44)</u>	<u>31.065 (41)</u>	<u>33.299 (42)</u>	<u>131.495</u>
	640	FRANCIS Danusia	D 4.600 13.333 E 8.733	4.000 10.766 6.766	4.200 12.033 7.833	4.600 12.066 7.466	
	641	RICHMON Kiara	D 4.000 12.566 E 8.566	2.600 8.566 5.966	3.500 7.466 3.966	3.900 10.033 6.133	
	642	ROBINSON Mackenzie	D 3.500 12.100 E 8.600	2.800 9.800 7.000	3.900 11.566 7.666	3.900 11.200 7.300	

**Note:**  
Underlined totals indicate starting apparatus.  
*Italics* indicate the low (discarded) score.

**Legend:**  
D Difficulty      DNF Did Not Finish      DNS Did Not Start      E Execution  
Q Qualified for Team Final

 Vault       Uneven Bars       Balance Beam       Floor Exercise

LONGINES Official Results Provider

